



Project Name:	QUOTE R3469584	Project Location:	US
Quote ID:	R3469584	Item #:	2000
Submitted For:	-	Submitted On:	01/21/2025
Submitted By:	-	Submitted From:	-
Identity #:	-	Tag:	-

☐ For Record

☐ For Approval

By: _____

Date: _____

General Product Information

Product Family:	HTS	Compressor Brand:	COPELAND
Application:	Outdoor	Compressor Type:	Scroll
Temperature Range:	Low Temp	Compressor Hp:	5.5
Voltage: (Volts/Ph/Hz)	575/3/60	Compressor Model:	ZF15K4E-TFD-251
Refrigerant Type:	R448A	Number of Compressor(s):	1
Piping:	Standard	Coil Type:	Microchannel

Technical Information

Performance Data

Ambient Temperature (°F)	Saturated Suction Temperature (°F)	Application Capacity* (BTU/H)	Altitude (ft)	AWEF Value
95	-22.0	15,656	0	3.15

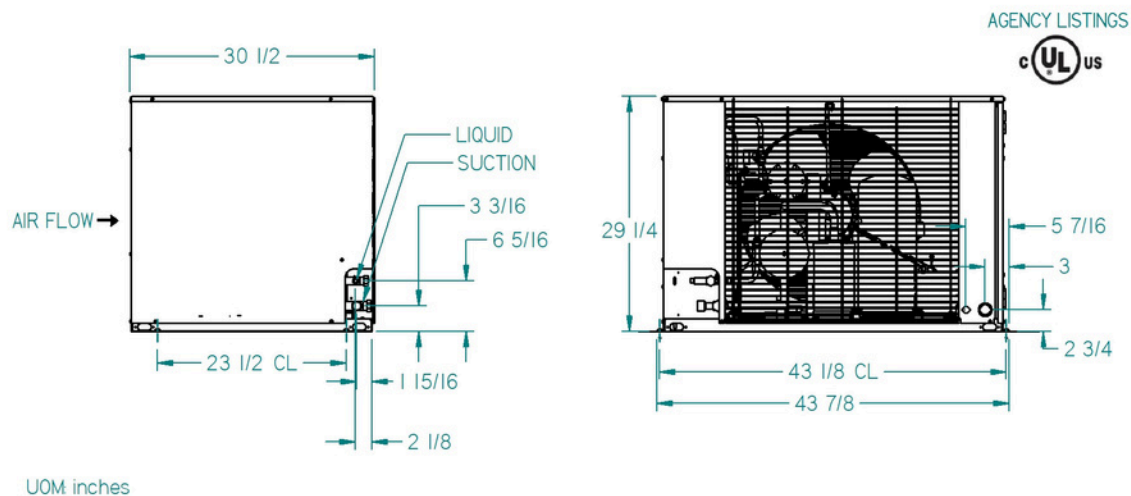
Electrical Data

Compressor(s)		Fan Motor(s)			Electric Ratings						
RLA	LRA	Quantity	Hp	FLA	Defrost Type	High or Low Amps?	Number of Contactors	MCA	MOPD	Evap. Fan Amps	Defrost Heater Amps
8.7	62	1	1/3	1.9	AIR DEFROST	-	-	15	20	9	23

Unit Specifications

Connections (in.)		Receiver 90% Full (lbs)		Fan Blade(s) Diameter (in)	Sound Data (dB)	Approx. Net Weight (lbs)
Liquid Line	Suction	Standard	Over Sized			
0.5	0.875	20	40	22	64	323

Dimensional Drawing(s)





Project Name:	QUOTE R3469584	Project Location:	US
Quote ID:	R3469584	Item #:	2000
Submitted For:	-	Submitted On:	01/21/2025
Submitted By:	-	Submitted From:	-
Identity #:	-	Tag:	-

Standard Features

CABINET AND CONSTRUCTION

- MICROCHANNEL COIL TECHNOLOGY STANDARD ON ALL UNITS
- PAINTED STEEL CABINETS FOR SUPERIOR STRENGTH AND CORROSION PROTECTION
- HEAVY DUTY, STEEL, 1-1/2" TALL BASE

SERVICEABILITY

- SUCTION SERVICE VALVES FOR HERMETIC AND SCROLL COMPRESSORS LOCATED OUTSIDE THE CABINET FOR QUICK INSTALLATIONS.
- RECEIVER WITH FUSIBLE PLUG, LIQUID SHUTOFF VALVE AND CHARGING PORT IS STANDARD
- LARGE ELECTRICAL PANEL FOR EASE OF ACCESS
- PREFABRICATED WIRING HARNESSES FOR TIGHT CRIMP CONNECTIONS AND CONSISTENT LABELING
- UNIT STAYS ON IF THE HOOD IS REMOVED FOR SERVICING
- SIGHT GLASS IS EASILY VIEWABLE

QUALITY

- ALL UNITS ARE COMPLETELY LEAK TESTED IN A HELIUM ENVIRONMENT, BUMP TESTED AND ALLOWED TO CYCLE OFF ON THE HIGH AND LOW PRESSURE CONTROL. EACH UNIT HAS A COPY OF THE RUN DATA SHIPPED INSIDE THE ELECTRICAL PANEL
- ELECTRICAL CIRCUITS ARE COMPLETELY CHECKED FOR CONTINUITY
- PIPING IS LAID OUT TO MINIMIZE STRESS AND VIBRATION AND IS PRE-BENT TO ELIMINATE LEAKS
- ENCAPSULATED, AUTO-RESET, HIGH AND LOW PRESSURE CONTROLS TO ELIMINATE LEAKS (ADJUSTABLE LOW PRESSURE CONTROL STANDARD)

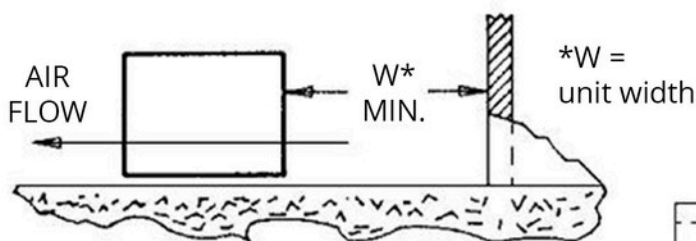
Options

Mounted Options

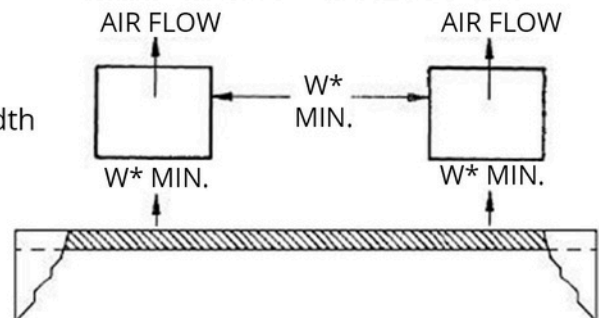
- Preferred Package Code - C0508
- Motor - PSC
- Receiver Options - STANDARD W/ LOW AMBIENT KIT (HEATED/INSULATED RECEIVER & LOW PRESSURE BYPASS TDR)
- Liquid Line Options - FILTER DRIER AND SIGHT GLASS
- Discharge Line Options - HEAD PRESSURE VALVE 145#
- Fused Disconnect - NO FUSED DISCONNECT
- Crankcase Heater - CRANKCASE HEATER
- Pre Charged - NONE
- Hail Guard Factory Installed - NONE
- Brand Label - CLIMATE CONTROL
- Coil Selection - MICROCHANNEL COIL
- Defrost Timer Options - NO TIMER
- Suction Line Options - SUCTION TUBE ONLY
- Cabinet Selection - Painted
- Pressure Options - ADJUSTABLE LOW - FIXED HIGH
- Phase Loss Monitor - NONE
- Snow Legs - NONE

Minimum Unit Clearances

Walls or Obstructions for Horizontal Air Flow



Multiple Units with Horizontal Air Flow



Notes

* Capacities shown are Application Capacities reflecting nominal operation at 10°F TD. For models within the scope of the DOE AWEF (Annual Walk-in Energy Factor) standard, the Net Capacity is determined by the AHRI 1250 test method. DOE will publish this compliance data at www.regulations.doe.gov